

HDPE

Patent Landscape Report

This sample report showcases a landscape of advancements in High Density Polyethylene (HDPE) technology by analyzing covering 6,428 patents from 2010 to 2025.

WWW.STIMAnalytics.ai

Sample

Table of content

Key Findings

1. Introduction

2. Patent Landscape Overview

- 2.1. Patent Family Analysis
- 2.2. Patent-Market Coverage
- 2.3. Geographical jurisdiction

3. Market and Competitor Analysis

- 3.1. Market at a Glance
- 3.2. Market Share of Main Producers
- 3.3. The Main Processes in HDPE Production
- 3.4. Top Applicants
- 3.5. Market Coverage of Top Applicants
- 3.6. Top Owners
- 3.7. Highly-Cited Applicants
- 3.10. Collaboration
 - 3.10.1. Top Ten Applicants' collaborations
 - 3.10.2. The strongest cooperation networks
- 3.11. Top applicant activity
- 3.12. Pioneer companies in the last 5 years
- 3.13. Top applicant clustering
- 3.14. Pending patents

4. Technology Analysis

- 4.1. Top Technologies
 - 4.1.1. Top Technologies Trend
 - 4.1.2. Patent Trends by HDPE Production Technology
 - 4.1.3. Top Technologies by Class
 - 4.1.4. Top Technologies by Sub-Class
 - 4.1.5. Top Technologies by Main-Group
 - 4.1.6. Top Technologies by Sub-Group
 - 4.1.7. Top Technologies and Main Trends
 - 4.1.8. Technology Share Distribution in Polymer Applications
- 4.2. Five Recent dominant technologies
- 4.3. Patent Distribution by Polymerization Technology
- 4.4. Patent Trends in Recycled and Bio-Based Formulations
- 4.5. Resin Stabilization Patent Trends by Additive Type
- 4.6. Key Patents
- 4.7. The main themes of patents
- 4.8. Technology clustering
- 4.9. Top inventors

5. Key Players' Patent Profile

- 5.1. Dow Inc.
 - 5.1.1. Dow Inc. Overview
 - 5.1.2. Patent family analysis
 - 5.1.3. Top Processes
 - 5.1.4. Top Technologies
 - 5.1.5. Collaboration
 - 5.1.6. Mergers and Acquisitions

- 5.1.7. Key patents
- 5.1.8. Topic modeling
- 5.1.9. Patents clustering
- 5.2. Borealis AG
 - 5.2.1. Borealis AG Overview
 - 5.2.2. Patent family analysis
 - 5.2.3. Top Processes
 - 5.2.4. Top Technologies
 - 5.2.5. Collaboration
 - 5.2.6. Mergers and Acquisitions
 - 5.2.7. Key patents
 - 5.2.8. Topic modeling
 - 5.2.9. Patents Clustering
- 5.3. SABIC
 - 5.3.1. SABIC Overview
 - 5.3.2. Patent family analysis
 - 5.3.3. Top Processes
 - 5.3.4. Top Technologies
 - 5.3.5. Collaboration
 - 5.3.6. Mergers and Acquisitions
 - 5.3.7. Key patents
 - 5.3.8. Topic modeling
 - 5.3.9. Patents clustering
- 5.4. LyondellBasell Industries N.V.
 - 5.4.1. LyondellBasell Overview
 - 5.4.2. Patent family analysis
 - 5.4.3. Top Processes
 - 5.4.4. Top Technologies
 - 5.4.5. Collaboration
 - 5.4.6. Mergers and Acquisitions
 - 5.4.7. Key patents
 - 5.4.8. Topic modeling
 - 5.4.9. Patents clustering
- 5.5. Sinopec
 - 5.5.1. Sinopec Overview
 - 5.5.2. Patent family analysis
 - 5.5.3. Top Processes
 - 5.5.4. Top Technologies
 - 5.5.5. Collaboration
 - 5.5.6. Mergers and Acquisitions
 - 5.5.7. Key patents
 - 5.5.8. Topic modeling
 - 5.5.9. Patents clustering



Executive Summary

provides a comprehensive patent landscape analysis of the High Density Polyethylene (HDPE) technology domain, covering 6,428 patents from 2010 to 2025.

Explosive Growth

Patent publications for high-density polyethylene grew sharply until peaking at 537 in 2024, indicating a period of rapid innovation. Following 2024, annual filings stabilized around 451, suggesting the sector is maturing.

Geographic Dominance

The US is the clear leader, with a much larger and more mature portfolio, while China focuses its activity on infrastructure-oriented segments. This distribution highlights a strong innovation concentration in broad global Western markets versus domestically oriented Eastern ones.

Technology Focus

The dominant technology areas are polyolefin composition engineering, macromolecular compounds, multilayer materials, and polymer processing. These reflect a strong industry push towards advanced formulation, high performance, and multilayer product architectures.

Market Potential

The global high-density polyethylene market, heavily driven by packaging accounting for over 35% of total demand in 2023, is projected to see pipes tubing grow at the highest CAGR of 4%-5% between 2024 and 2030. "Packaging" segment dominates, holding the largest share of the market value.

Methodology

The methodology employed in this report integrates AI-driven data analytics, machine learning algorithms, and expert human analysis, thereby ensuring a thorough and precise assessment of patent trends within this technology sector.

Data Collection

The analysis initiates with the collection of patent metadata from reputable global patent databases, including:

- WIPO PATENTSCOPE (World Intellectual Property Organization)
- Lens.org
- USPTO (United States Patent and Trademark Office)
- EPO (European Patent Office)
- National Patent Offices

These datasets encompass structured metadata, including patent titles, abstracts, claims, classifications (e.g., IPC, CPC), applicants, publication dates, citations, and legal status.

AI & Machine Learning Analysis

Using proprietary artificial intelligence (AI) and machine learning models developed by STIMAnalytics, the acquired patent data undergoes the following processing stages:

- Text Mining and Natural Language Processing (NLP): Extracting critical technical terms, concepts, and innovation themes from patent documents.
- Clustering and Classification: Categorizing patents into relevant technological groups and subgroups.
- Trend Analysis: Identifying growth trajectories, emerging technologies, and shifts in innovation focus over time.
- Network Analysis: Mapping interrelationships among applicants, technologies, and jurisdictions.
- Predictive Insights: Forecasting future technological advancements and market trends based on historical and contemporary patenting activities.

Reporting Infrastructure

The analytical results are subsequently integrated into a robust reporting infrastructure, which autonomously generates structured reports and interactive dashboards. These outputs are further enriched with:

- Visual Analytics (charts, graphs, maps)
- Strategic Insights
- Technology Roadmaps
- Company and Academic Profiles

Expert Review

Finally, all reports undergo a rigorous quality assurance process conducted by domain experts and technical editors to ensure:

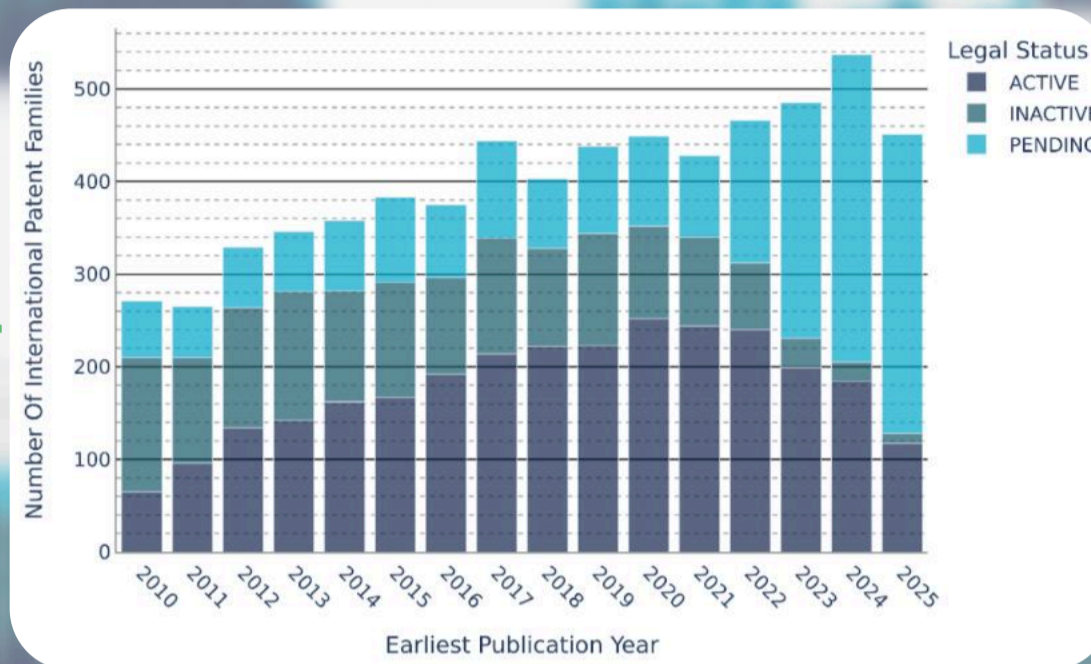
- Accuracy of technical interpretation
- Consistency in terminology and classification
- Relevance of strategic insights
- Professional formatting and readability

Delivery Formats

The final outputs are delivered in two formats:

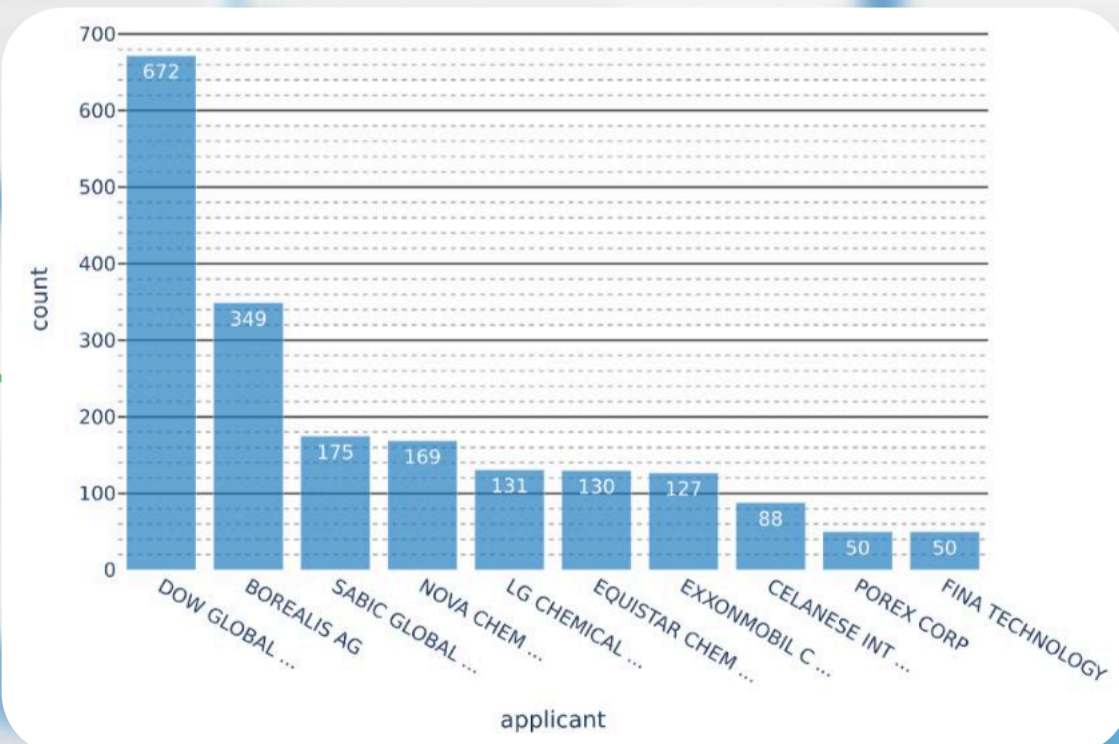
- Written Report (PDF): A comprehensive, publication-ready document featuring executive summaries, technology breakdowns, market insights, and key player profiles.
- Interactive Dashboard: A web-based platform enabling users to explore patent trends, filter by technology, applicant, jurisdiction, and time period, and generate customized reports.

Patent Landscape Overview



High-density polyethylene innovation surged until 2024, stabilizing post-peak. Focus shifted to environmental durability, circular economy integration, advanced mechanical properties, and feedstock flexibility, driven by sustainability policies and digital twins for predictive maintenance.

Top Patent Applicants



Dow Global and Borealis AG lead high-density polyethylene innovation. SABIC Global and Nova Chem advance materials and digital twins, while LG Chemical pioneers flexible polymer compounding systems.

Strategic Recommendations:




Policy Makers

1. Focus on fostering innovation in high-growth sectors.
2. Encourage investments in sustainable technologies.
3. Support industry-specific research and development initiatives.



Investors

1. Prioritize companies with strong intellectual property in emerging technologies.
2. Monitor the latest advancements in new industrial applications and sectors.



Manufacturers

1. Embrace new technology adoption to improve operational efficiency.
2. Invest in scalable solutions for long-term growth.
3. Focus on sustainability and circular economy practices.



Our Industrial Expertise



Energy

Exploring innovations in the oil, gas, electricity, and renewable energy sectors.



Chemical

Advancing chemical processes, products, and catalysts for industrial applications.



Health and Pharma

Analyzing new pharmaceutical products, health services, and medical technologies.



ICT & Software

Examining trends in information and communication technology, software, and hardware.



Mining Industry

Investigating improvements in iron, steel, aluminum, copper, and other related industries.



New Materials

Researching advancements in advanced materials, nanotechnology, and their applications.

Our Global Allies






HDPE

Patent Landscape Report

 www.STIMAnalytics.ai

 sale@stimanalytics.ai

 Dubai, UAE +971557797834

