

Peak Shaving by Gas Reservation

Patent Landscape Report

This sample report showcases a landscape of advancements in Peak shaving by Gas Reservation technology by analyzing 24354 patent from 2010 to 2025.

WWW.STIMAnalytics.ai

Sample

Table of content

Key Findings

1. Introduction

2. Patent Landscape Overview

- 2.1. Patent Family Analysis
- 2.2. Patent-Market Coverage
- 2.3. Geographical jurisdiction
- 2.4. Global Patent Activity Based On Technology

3. Market and Competitor Analysis

- 3.1. Market at a Glance
- 3.2. Market Share of Main Producers
- 3.3. Some of The Main Processes
- 3.4. Top Applicants
- 3.5. Top Patent Applicants Based on Technology
- 3.6. Market Coverage of Top Applicants
- 3.7. Top Owners
- 3.8. Highly-Cited Applicants
- 3.9. Collaborations
 - 3.9.1. Top Ten Applicants' collaborations
 - 3.9.2. The Strongest Cooperative Networks
- 3.10. Top applicant activity
- 3.11. Pioneer companies in the last 5 years
- 3.12. Top applicant clustering
- 3.13. Pending patents

4. Technology Analysis

- 4.1. Top Technologies
 - 4.1.1. Trends
 - 4.1.2. Top Technologies by Class
 - 4.1.3. Top Technologies by Sub-Class
 - 4.1.4. Top Technologies by Main-Group
 - 4.1.5. Top Technologies by Sub-Group
 - 4.1.6. Top Technologies and Main Trends
- 4.2. Five Recently Dominant Technologies
- 4.3. Key Patents
- 4.4. Main Patent Themes
- 4.5. Technology Clustering
- 4.6. Top Inventors

5. Key Players' Patent Profile

5.1. Key Player 1

- 5.1.1. Overview
- 5.1.2. Patent Family Analysis
- 5.1.3. Top Processes
- 5.1.4. Top Technologies
- 5.1.5. Collaborations
- 5.1.6. Merge and Acquisitions
- 5.1.7. Key Patents
- 5.1.8. Topic Modeling
- 5.1.9. Patents Clustering

5.2. Key Player 2

- 5.1.1. Overview
- 5.1.2. Patent Family Analysis
- 5.1.3. Top Processes
- 5.1.4. Top Technologies
- 5.1.5. Collaborations
- 5.1.6. Merge and Acquisitions
- 5.1.7. Key Patents
- 5.1.8. Topic Modeling
- 5.1.9. Patents Clustering

5.3. Key Player 3

- 5.3.1. Overview
- 5.3.2. Patent Family Analysis
- 5.3.3. Top Processes
- 5.3.4. Top Technologies
- 5.3.5. Collaborations
- 5.3.6. Merge and Acquisitions
- 5.3.7. Key Patents
- 5.3.8. Topic Modeling
- 5.3.9. Patents Clustering

5.4. Key Player 4

- 5.4.1. Overview
- 5.4.2. Patent Family Analysis
- 5.4.3. Top Processes
- 5.4.4. Top Technologies
- 5.4.5. Collaborations
- 5.4.6. Merge and Acquisitions
- 5.4.7. Key Patents
- 5.4.8. Topic Modeling
- 5.4.9. Patents Clustering

5.5. Key Player 5

- 5.5.1. Overview
- 5.5.2. Patent Family Analysis
- 5.5.3. Top Processes
- 5.5.4. Top Technologies
- 5.5.5. Collaborations
- 5.5.6. Merge and Acquisitions
- 5.5.7. Key Patents
- 5.5.8. Topic Modeling
- 5.5.9. Patents Clustering



Executive Summary

This sample report showcases a landscape of advancements in Peak shaving by Gas Reservation technology by analyzing 24354 patent from 2010 to 2025. The analysis reveals:

Explosive Growth

Patent filings in the field of Peak Shaving by Gas Reservation have significantly increased since 2015, with a peak surge in 2022. This growth reflects advancements in commercialization and technology.

Technology Focus

Key technologies in Peak Shaving by Gas Reservation include LNG storage, gas discharge methods, and pressure vessel development. These are vital for efficient peak shaving amid the growing demand for cleaner energy.

Geographic Dominance

China leads patent filings in gas storage and peak shaving, accounting for over 50% of all patents. The US and South Korea also show significant activity in this area.

Market Potential

The global Peak Shaving by Gas Reservation market, with an estimated 85 million metric tons in sales for 2023, is expected to grow at a CAGR of 4-6% from 2024 to 2030. This growth is driven by rising energy demand, cost concerns, and sustainability goals.

Methodology

The methodology employed in this report integrates AI-driven data analytics, machine learning algorithms, and expert human analysis, thereby ensuring a thorough and precise assessment of patent trends within this technology sector.

Data Collection

The analysis initiates with the collection of patent metadata from reputable global patent databases, including:

- WIPO PATENTSCOPE (World Intellectual Property Organization)
- Lens.org
- USPTO (United States Patent and Trademark Office)
- EPO (European Patent Office)
- National Patent Offices

These datasets encompass structured metadata, including patent titles, abstracts, claims, classifications (e.g., IPC, CPC), applicants, publication dates, citations, and legal status.

AI & Machine Learning Analysis

Using proprietary artificial intelligence (AI) and machine learning models developed by STIMAnalytics, the acquired patent data undergoes the following processing stages:

- Text Mining and Natural Language Processing (NLP): Extracting critical technical terms, concepts, and innovation themes from patent documents.
- Clustering and Classification: Categorizing patents into relevant technological groups and subgroups.
- Trend Analysis: Identifying growth trajectories, emerging technologies, and shifts in innovation focus over time.
- Network Analysis: Mapping interrelationships among applicants, technologies, and jurisdictions.
- Predictive Insights: Forecasting future technological advancements and market trends based on historical and contemporary patenting activities.

Reporting Infrastructure

The analytical results are subsequently integrated into a robust reporting infrastructure, which autonomously generates structured reports and interactive dashboards. These outputs are further enriched with:

- Visual Analytics (charts, graphs, maps)
- Strategic Insights
- Technology Roadmaps
- Company and Academic Profiles

Expert Review

Finally, all reports undergo a rigorous quality assurance process conducted by domain experts and technical editors to ensure:

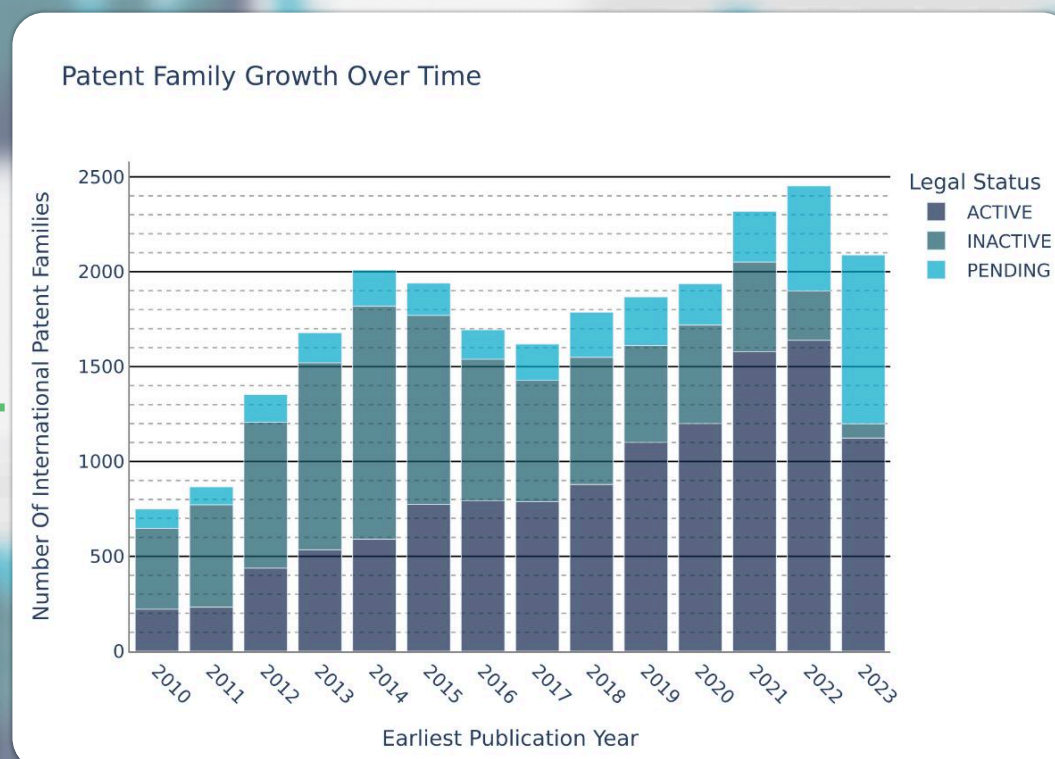
- Accuracy of technical interpretation
- Consistency in terminology and classification
- Relevance of strategic insights
- Professional formatting and readability

Delivery Formats

The final outputs are delivered in two formats:

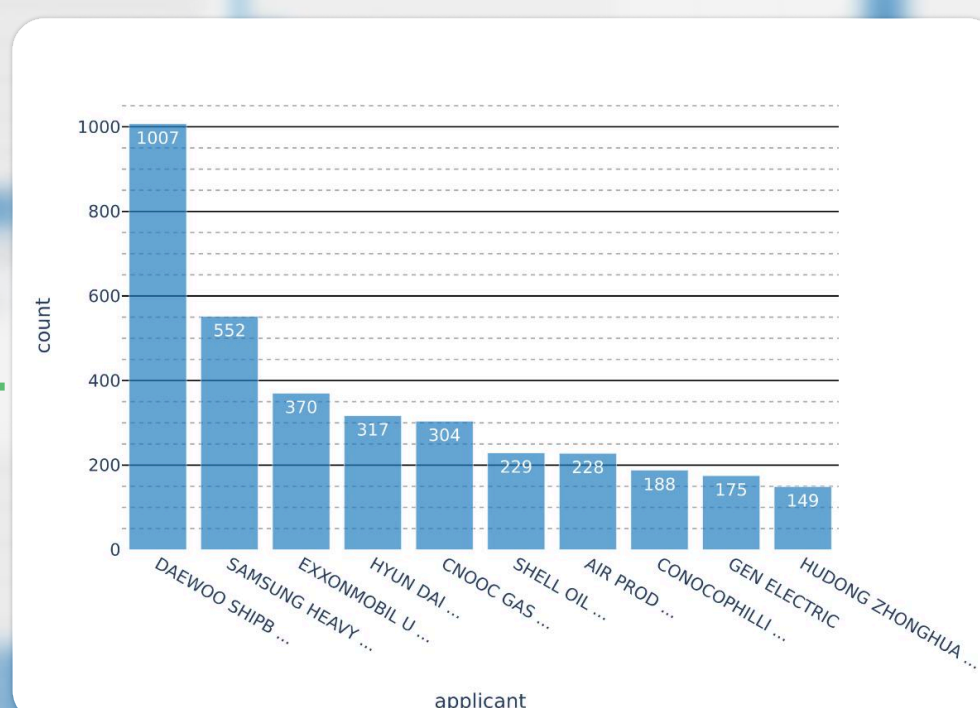
- Written Report (PDF): A comprehensive, publication-ready document featuring executive summaries, technology breakdowns, market insights, and key player profiles.
- Interactive Dashboard: A web-based platform enabling users to explore patent trends, filter by technology, applicant, jurisdiction, and time period, and generate customized reports.

Patent Landscape Overview



Innovation intensity grew steadily from 2010, peaking in 2022 with nearly 2,500 patent families; recent years show increased pending status, suggesting a strong current innovation pipeline yet to be fully commercialized.

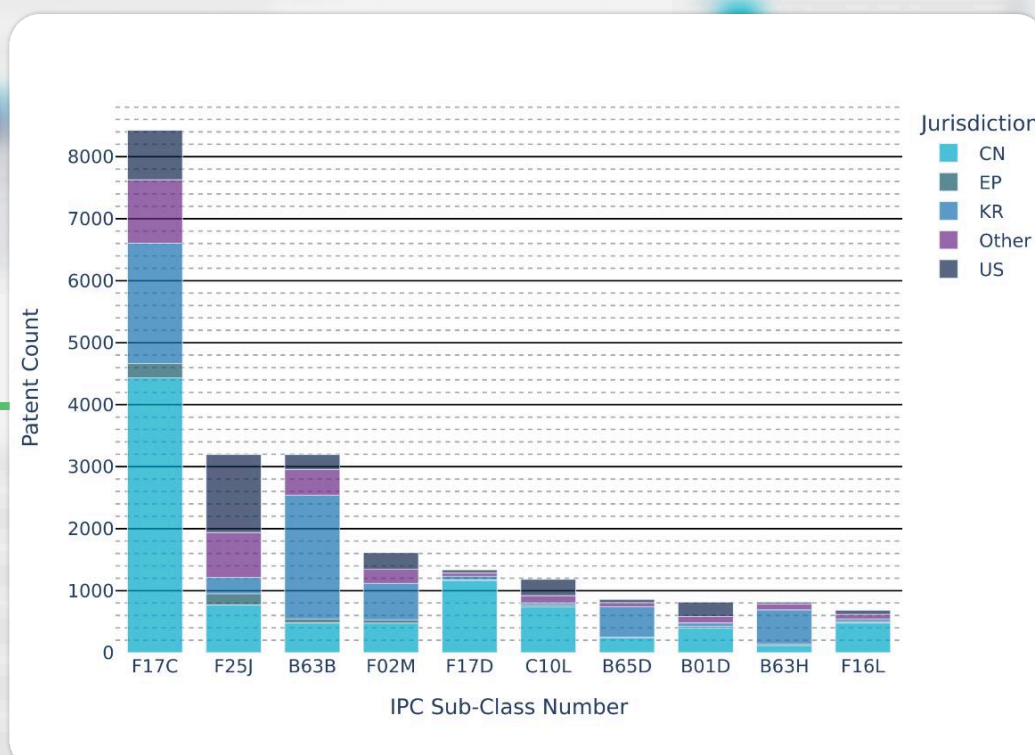
Top Patent Applicants



Daewoo Shipbuilding leads with 1007 patents, nearly doubling the second-highest, reflecting dominant innovation in maritime or offshore engineering; energy and heavy industry firms follow, emphasizing strong R&D in oil, gas, and infrastructure technologies.

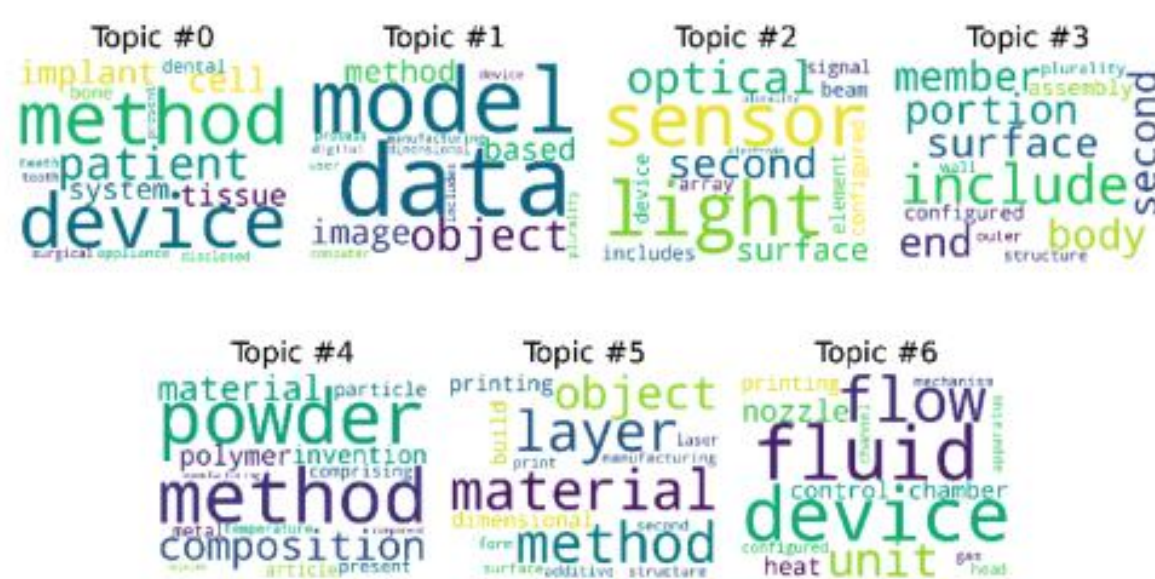
Technology Trends

Top Technologies by Sub-Class



F17C, covering storage and distribution of liquefied or compressed gases, dominates with over 8000 patents—primarily from China—indicating heavy innovation in energy transport infrastructure and gas handling technologies across industrial and clean energy applications.

Key Patent Themes



Strategic Recommendations:



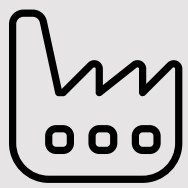
Policy Makers

1. Focus on fostering innovation in high-growth sectors.
2. Encourage investments in sustainable technologies.
3. Support industry-specific research and development initiatives.




Investors

1. Prioritize companies with strong intellectual property in emerging technologies.
2. Monitor the latest advancements in new industrial applications and sectors.



Manufacturers

1. Embrace new technology adoption to improve operational efficiency.
2. Invest in scalable solutions for long-term growth.
3. Focus on sustainability and circular economy practices.

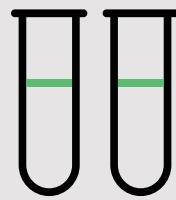


Our Industrial Expertise



Energy

Exploring innovations in the oil, gas, electricity, and renewable energy sectors.



Chemical

Advancing chemical processes, products, and catalysts for industrial applications.



Health and Pharma

Analyzing new pharmaceutical products, health services, and medical technologies.



ICT & Software

Examining trends in information and communication technology, software, and hardware.



Mining Industry

Investigating improvements in iron, steel, aluminum, copper, and other related industries.



New Materials

Researching advancements in advanced materials, nanotechnology, and their applications.

Our Global Allies




Peak shaving by Gas Reservation

Patent Landscape Report



 www.STIMAnalytics.ai

 sale@stimanalytics.ai

 Dubai, UAE +971557797834